



USAID | GHANA
FROM THE AMERICAN PEOPLE

SUSTAINABLE FISHERIES MANAGEMENT PROJECT (SFMP)

Field Support and Coaching Of
Partners; Training on Use Of Ahotor
Oven

NOVEMBER 17, 2016

THE
UNIVERSITY
OF RHODE ISLAND
GRADUATE SCHOOL
OF OCEANOGRAPHY



SNV SMART
DEVELOPMENT
WORKS

This publication is available electronically in the following locations:

The Coastal Resources Center

http://www.crc.uri.edu/projects_page/ghanasfmp/

Ghanalinks.org

<https://ghanalinks.org/elibrary> search term: SFMP

USAID Development Clearing House

<https://dec.usaid.gov/dec/content/search.aspx> search term: Ghana SFMP

For more information on the Ghana Sustainable Fisheries Management Project, contact:

USAID/Ghana Sustainable Fisheries Management Project

Coastal Resources Center

Graduate School of Oceanography

University of Rhode Island

220 South Ferry Rd.

Narragansett, RI 02882 USA

Tel: 401-874-6224 Fax: 401-874-6920 Email: info@crc.uri.edu

Citation: Kwarteng, E. Avega B, (2016). Field support and coaching of partners; training on Ahotor stove use. The USAID/Ghana Sustainable Fisheries Management Project (SFMP). Narragansett, RI: Coastal Resources Center, Graduate School of Oceanography, University of Rhode Island and SNV Netherlands Development Organisation. GH2014_ACT098_SNV 13 pp.

Authority/Disclaimer:

Prepared for USAID/Ghana under Cooperative Agreement (AID-641-A-15-00001), awarded on October 22, 2014 to the University of Rhode Island, and entitled the USAID/Ghana Sustainable Fisheries Management Project (SFMP).

This document is made possible by the support of the American People through the United States Agency for International Development (USAID). The views expressed and opinions contained in this report are those of the SFMP team and are not intended as statements of policy of either USAID or the cooperating organizations. As such, the contents of this report are the sole responsibility of the SFMP team and do not necessarily reflect the views of USAID or the United States Government.

Detailed Partner Contact Information:

USAID/Ghana Sustainable Fisheries Management Project (SFMP)
10 Obodai St., Mempeasem, East Legon, Accra, Ghana

Telephone: +233 0302 542497 Fax: +233 0302 542498

Maurice Knight	Chief of Party maurice@crc.uri.edu
Kofi Agbogah	Senior Fisheries Advisor kagbogah@henmpoano.org
Nii Odenkey Abbey	Communications Officer nii.sfmp@crcuri.org
Bakari Nyari	Monitoring and Evaluation Specialist hardinyari.sfmp@crcuri.org
Brian Crawford	Project Manager, CRC brian@crc.uri.edu
Justice Odoi	USAID Administrative Officer Representative Jodoi@usaid.gov

Kofi.Agbogah
kagbogah@henmpoano.org
Stephen Kankam
skankam@henmpoano.org
Hen Mpoano
38 J. Cross Cole St. Windy Ridge
Takoradi, Ghana
233 312 020 701

Andre de Jager
adejager@snvworld.org
SNV Netherlands Development Organisation
#161, 10 Maseru Road,
E. Legon, Accra, Ghana
233 30 701 2440

Donkris Mevuta
Kyei Yamoah
info@fonghana.org
Friends of the Nation
Parks and Gardens
Adiembra-Sekondi, Ghana
233 312 046 180

Peter Owusu Donkor
Spatial Solutions
powusu-donkor@spatialdimension.net
#3 Third Nautical Close,
Nungua, Accra, Ghana
233 020 463 4488

Thomas Buck
tom@ssg-advisors.com
SSG Advisors
182 Main Street
Burlington, VT 05401
(802) 735-1162

Victoria C. Koomson
cewefia@gmail.com
CEWEFIA
B342 Bronyibima Estate
Elmina, Ghana
233 024 427 8377

Lydia Sasu
daawomen@daawomen.org
DAA
Darkuman Junction, Kaneshie Odokor
Highway
Accra, Ghana
233 302 315894

Gifty Asmah
giftyasmah@Daasgift.org
Daasgift Quality Foundation
Headmaster residence, Sekondi College
Sekondi, Western Region, Ghana
233 243 326 178

For additional information on partner activities:

CRC/URI:	http://www.crc.uri.edu
CEWEFIA:	http://cewefia.weebly.com/
DAA:	http://womenthrive.org/development-action-association-daa
Daasgift:	https://www.facebook.com/pages/Daasgift-Quality-Foundation-ENGO/135372649846101
Friends of the Nation:	http://www.fonghana.org
Hen Mpoano:	http://www.henmpoano.org
SNV:	http://www.snvworld.org/en/countries/ghana
SSG Advisors:	http://ssg-advisors.com/
Spatial Solutions:	http://www.spatialsolutions.co/id1.html

ACRONYMS

CEWEFIA	Central and Western Region Fishmongers Improvement Association
CoP	Chief of Party
CR	Central Region
CRC	Coastal Resources Center at the Graduate School of Oceanography, University of Rhode Island
CSIR	Council for Scientific and Industrial Research
PAHs	Polycyclic Aromatic Hydrocarbons
TOT	Training of Trainers
FRI	Food Research Institute
FTT	FAO Thiaroye Technology
IEC	Information, Education, Communication
IIR	Institute of Industrial Research
SFMP	Sustainable Fisheries Management Project
EU	European Union
DAA	Development Action Association
DAASGIFT	Daasgift Quality Foundation
FAO	Food and Agricultural Organization of the United Nations
FC	Fisheries Commission
FtF	Feed the Future
GSA	Ghana Standards Authority
NGO	Non-Governmental Organization
SNV	Netherlands Development Organization
UCC	University of Cape Coast
URI	University of Rhode Island
USAID	United States Agency for International Development
USG	United States Government
WR	Western Region
IIR	Institute for Industrial Research
WR	Western Region

TABLE OF CONTENTS

CONTENTS

ACRONYMS.....	iii
TABLE OF CONTENTS.....	iv
LIST OF FIGURES	iv
1.0 INTRODUCTION	1
1.1 Specific Objectives.....	1
2.0 TRAINING DETAILS.....	1
2.1 Training on Stove Use and Benefits.....	2
2.1.1 Feedback from participants.....	3
2.2 Presentation on PAH Levels in smoked fish.....	4
2.3 Presentation on Energy Savings and IEC messages.....	5
2.4 Presentation on the financing scheme	6
3.0 CONCLUSION.....	7
ANNEX.....	8

LIST OF FIGURES

Figure 1 Demonstrating the use of Ahotor oven at Moore	2
Figure 2 CEWEFIA leading demonstration session at Elmina.....	3
Figure 3 Emmanuel-SNV making presentation on PAH levels in smoked fish to the CEWEFIA team.....	4
Figure 4 A graph comparing PAH levels in smoked fish from different stoves.....	5
Figure 5 Average energy savings on the Ahotor oven per week in the bumper season	5
Figure 6 A graphical representation of the financing scheme for Ahotor oven promotion.....	6
Figure 7 Training of DAA staff and coordinators on financing scheme at Winneba.....	8
Figure 8 Demonstration on Ahotor stove by CEWEFIA team	8

1.0 INTRODUCTION

The Sustainable Fisheries Management Project being funded by USAID seeks to rebuild marine fisheries stocks and catches through adoption of responsible fishing practices. The project will contribute to the Government of Ghana's fisheries development objectives and USAID's Feed the Future Initiative. The Coastal Resource Center (CRC) of the University of Rhode Islands (URI) is the main implementer, working with international and local partners, including SNV Netherlands Development Organization.

According to the SFMP year 3 work plan, SNV will coordinate technical work in the post-harvest area under the supervision of the SFMP fisheries specialist whereas most of the on-the-ground field work with fish processors and mongers will be implemented by DAA, CEWEFIA and DQF in the Central and Western Regions.

SNV will offer technical and coaching support to partners to effectively disseminate the various stove promotion messages developed in year 2. SNV will also provide field level stove awareness creation activation in selected communities in the Volta region. This is necessary to reach impact at scale through support to women fish processors in terms of value addition to their produce.

It is in reference to the above that a technical Training of Trainers was conducted for CEWEFIA and DAA to train participants on the effective use of Ahotor stove, IEC messages and a financing scheme for the acquisition of the stove.

This training was designed for DAA and CEWEFIA staff, community facilitators, and fisheries officers in the project areas to enhance their understanding of the postharvest technology and mainstream the knowledge in their promotional interventions.

The training of trainers' activity is part of the coaching programme for partners towards effectively delivering trainings to fish processors on improved ovens and other opportunities. Coaching will be a continuous activity throughout the year which will involve quarterly follow ups and progress evaluation.

This report details the proceedings from the training.

1.1 Specific Objectives

- To train participants on the effective use of Ahotor oven for optimum utilization using fish smoking demonstrations.
- To increase participants' knowledge on promotional messages for effective awareness campaigns.
- To educate participants on a financing scheme for the improved stove promotion program.

2.0 TRAINING DETAILS

The training was centred on two main areas, one on how to use the Ahotor oven; which was targeted at the fish processors and the second training was for specific coordinators, made up of fish processors, staff of DAA and CEWEFIA; and fisheries officers. They were trained on the promotional messages, the financing scheme, and how to practically use the models in their awareness creation interventions.

Two demonstration trainings on how to use the Ahotor oven, were carried out for each organization. The first session was facilitated by the SNV coordinator (Emmanuel Kwarteng) and the second session was facilitated by the organizations' (DAA and CEWEFIA) coordinators for the purpose of experiential learning.

2.1 Training on Stove Use and Benefits



Figure 1 Demonstrating the use of Ahotor oven at Moore

At Moree, Emmanuel Kwarteng (SNV) led the training. He stated that, Ahotor oven technology was developed with a combined effort of SFMP, CSIR-FRI, FC with testing support from GSA and CSIR-IIR. He also explained that the Ahotor technology is an improvement over the Chorkor stove designed with a combustion system to cut down fuelwood consumption while reducing PAH contamination levels. The combustion system ensures efficient combustion of fuelwood causing less smoke emissions and making the oven more user friendly. He also explained that the presence of the fat collector is to channel the drippings of water, blood, and oil dripping from the fish away from the fire. The oven produces high quality smoked fish with an attractive and appealing colour that enjoys high market demand.

On the effective use of the Ahotor oven, 5 important steps that needed to be followed were stated as follows:

1. Sweep all ashes from the combustion chamber by taking out the grate first. Make sure that there are no ashes blocking the primary air inlet before setting your fire.
2. Before starting the fire, make sure that the grate is pushed deep into the combustion chamber. The grate elevates the fuelwood to allow more oxygen for efficient combustion.
3. Before you start the fire, install the fat collector, make sure it is well inserted for smooth flow of liquids out of the chamber. Ensure that the fat collector is clean before use.

4. Start your fire once everything is in place. Push the fuelwood deep into the combustion chamber to rest on the grate. Once fuelwood is burning well, arrange your fish on the trays as done in the traditional smoking process.
5. Place two containers behind the stove to collect the fat and water drippings from the fish.

After smoking, remove the fat collector and clean it by removing all debris on it. After the demonstrational training at Moore, the smoked fish was shared among participants for their feedback on the taste, outlook and texture of the fish. They all gave positive verdict on the quality of the fish. Sixteen (16) fish processors from Moore participated in the training.

The same training was repeated the following day October 25, 2016 at Elmina-Ayisa for beneficiaries in Elmina, Anlo beach and Sekondi. A representative from CEWEFIA (Nicholas Smith) led the demonstration training. This exercise was intended for CEWEFIA staff to demonstrate their understanding of the training content and to ensure that the right message or information on the Ahotor is communicated. Twenty four (24) fish processors participated in the training.

2.1.1 Feedback from participants

- Ahotor oven smoked fish has a golden brown colour which is the preferred colour in the market. This is capable of attracting more profits - Madam Esi Kum (Winneba).
- The smoked fish from Ahotor tastes much better than that of Chorkor because there is no smell of smoke in the fish from Ahotor stove - Madam Judith Ayitey (Winneba).
- The smoked fish looks appealing and attractive for consumption. There is no soot stains on the palm after eating fish from Ahotor stove - Nicholas Smith (CEWEFIA staff).



Figure 2 CEWEFIA leading demonstration session at Elmina

At the DAA project area, similar trainings were conducted on 1st November, 2016; and on 2nd November, 2016 at Winniba and Apam. The first training was led by Emmanuel Kwarteng (SNV) and the second by Nii Adamafo from DAA with coaching support from Emmanuel. At Apam, 18 participants participated while 22 participated at Winneba.

2.2 Presentation on PAH Levels in smoked fish

This training was limited to DAA and CEWEFIA staffs, their community facilitators, influential women leaders and fisheries officers in the project areas. The relevance of PAH levels in smoked fish was explained in detail to participants for their understanding and effective communication. Using PowerPoint presentation, Emmanuel explained that the smoking and drying techniques of the traditional stoves have quality and food safety issues caused by high levels of polycyclic aromatic hydrocarbons (PAHs) in the smoked fish in the Ghanaian market. He explained that PAHs are carcinogenic, fat soluble, nonvolatile and extremely persistent, and develop especially during the incomplete combustion of organic materials. Globally, PAH levels in food are monitored by regulatory agencies with a combination of four compounds (PAH4) being of specific interest: benzo[a]anthracene, chrysene, benzo[b]fluorantene and benzo[a]pyrene. Under EU food standards, the level of PAH4 in smoked food products should not exceed 12 $\mu\text{g}/\text{kg}$ and for benzo[a]pyrene (BaP) 2 $\mu\text{g}/\text{kg}$.



Figure 3 Emmanuel-SNV making presentation on PAH levels in smoked fish to the CEWEFIA team

He indicated that, recent SFMP analyses have shown that smoked fish contains PAH levels that are well above those recommended for human health, with the Chorkor stove some 7-10 times the EU standard. One very recent study sampled hard-smoked fish (smoked with chorkor ovens) from markets across multiple coastal regions and found PAH4 levels in excess of 400 $\mu\text{g}/\text{kg}$.

The formation of PAH is a complex but little understood process. With respect to traditional fish smoking practices, PAH formation is dependent on the stove technology, fish species, wood type and smoking method. Through literature reviews and project research it appears that other influencing factors include the incomplete combustion of wood, dripping of fat into open fire, and exposure to excessive heat and smoke.

A PAH analysis on the Ahotor oven showed that the stove achieved 6 $\mu\text{g}/\text{kg}$ and 53 $\mu\text{g}/\text{kg}$ for BaP and PAH4 respectively, which is considerably lower than the Chorkor. See figure 4 below.

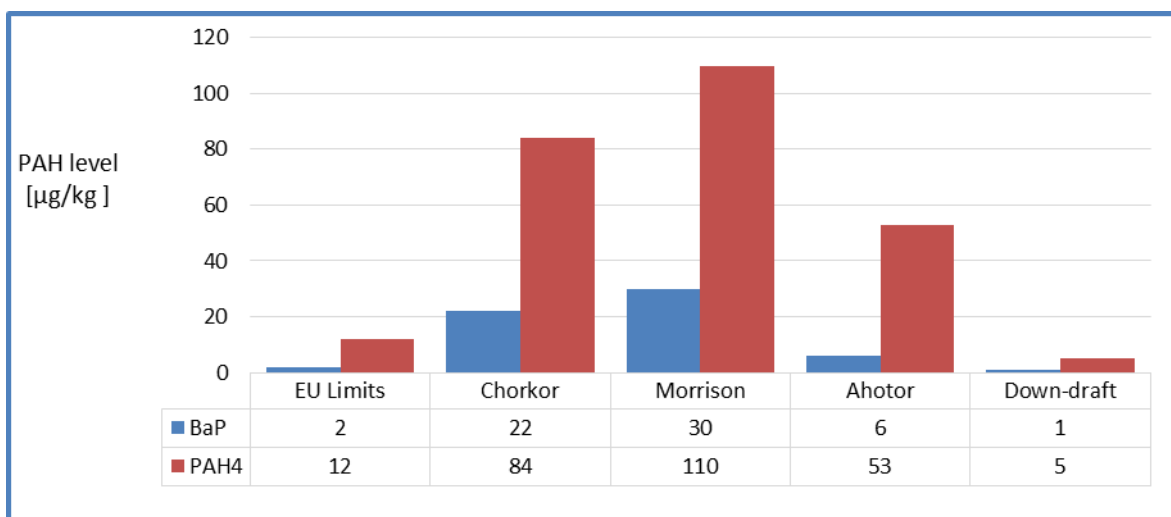


Figure 4 A graph comparing PAH levels in smoked fish from different stoves

2.3 Presentation on Energy Savings and IEC messages

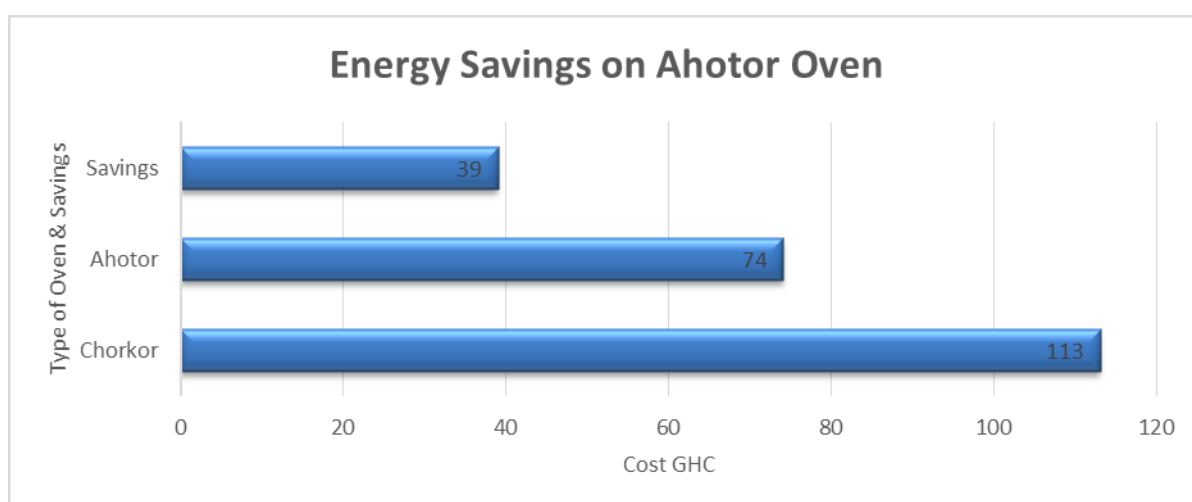


Figure 5 Average energy savings on the Ahotor oven per week in the bumper season

This training followed from the PAH training. Mr. Kwarteng, leading the training explained that a previous study conducted at Anlo beach in the early part of the project year 2 on the topic “Energy Expenditure Budget for the Fish Smoking Business” indicated that, an average fish processor using Chorkor oven spends an average of GHS 112.66 on fuelwood per week in the bumper season. Figure 5 explains the energy savings potential of the Ahotor oven.

He also said that during the bumper season, fish processors put in maximum effort to take advantage of the bumper season by preserving as much fish as they can. This requires huge expenditure on fuelwood. On the average, a processor using Chorkor spends GHS 2,700 on fuelwood alone over the 4 months bumper period. Using the Ahotor oven will cut down this expenditure to GHS 1810, resulting in savings of about GHS 890 on fuelwood.

On Information, Education and Communication (IEC) messages, Mr Kwarteng explained that as we are at the technology diffusion stage of the program, the awareness messages should concentrate on the technology. The messages listed and explained to participants included

1. To smoke fish with ease, use Ahotor oven.
2. Help save the environment with Ahotor oven.

3. For quality fish, smoke with the Ahotor oven.
4. To maximize fish processor profit, use Ahotor oven.
5. Our mangroves, your future, use Ahotor oven.
6. Purchase Ahotor oven to save our mangroves.
7. Use Ahotor oven, save your life!

2.4 Presentation on the financing scheme

Using the diagram below, Emmanuel explained that the project provides an early adopters' incentive of 30% of the total cost of the stove limited to the first 200 adopters. Afterwards the incentive package ends the stove will be purchased at full cost. He told the participants to encourage fish processors who have expressed interest in purchasing the stove to open a savings account with GN Bank and start savings. The bank requires at least 20% of the loan amount as a cash collateral. This money stays in the savings account of the beneficiary and is accessible after payment of the loan. Figure 6 explains the concept.

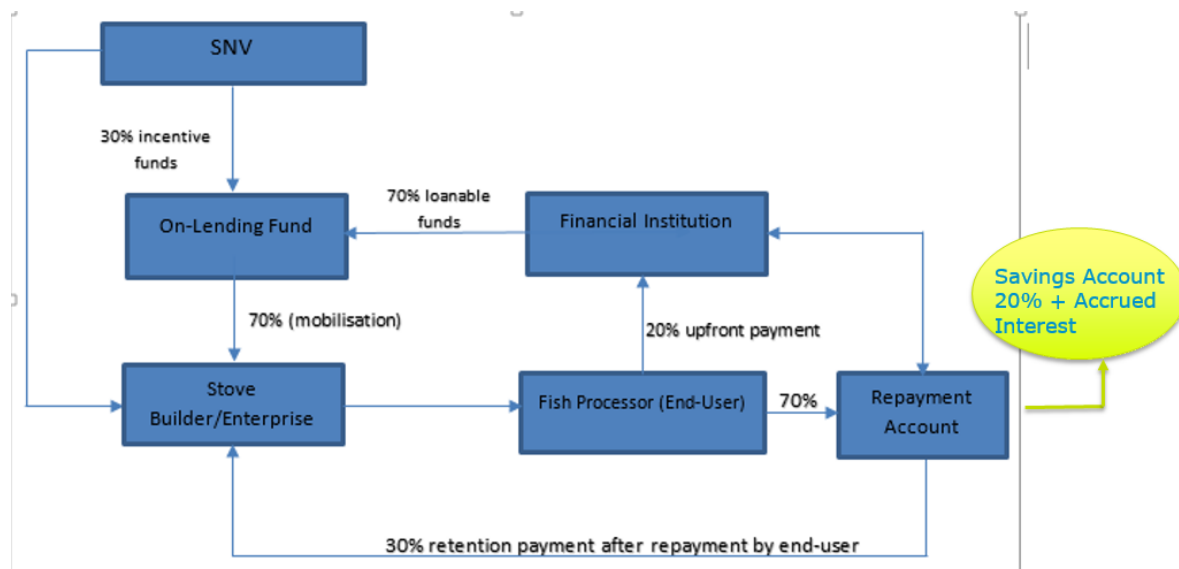


Figure 6 A graphical representation of the financing scheme for Ahotor oven promotion

He further explained that, the financial institution will advance 70% of cost of the oven which is the only amount that will attract interest for the bank. This is in the case of those who will benefit from the early adopters' incentives.

Finally, he explained that the bank will have a direct contract with the stove builder; and based on the terms it will advance 70% cost of the oven to the stove builder to start the construction. The final 30% shall only be paid to the stove builder only after the stove has been completed and used for a month without any issues.

3.0 CONCLUSION

Participants' contributions in the form of questions and positive statements illustrate an increase in their knowledge on the IEC messages, financing scheme calculations, and Ahotor stove use. They appreciated the need for a change from the old technology of smoking to the Ahotor technology, knowing the effect of PAH on health impact.

The high cost of the stove was the issue for most processors. However, it was established that although the initial cost of purchasing the Ahotor stove may be high, the savings on fuelwood pays back in due time. Also the project has made an arrangement with financial institutions with loans to support interested persons who do not have the full amount to purchase the stove.

Participants mentioned that the IEC messages were simple and clear for easy communication. They resolved to use these messages for all promotional communications and campaigns.

The financing scheme and its approach was also well understood by participants. They endorsed SNV's collaboration with GN Bank, owing to the fact that interest charges by GN bank is quite low compared to other financial institutions. Participants requested for a speed up on the collaboration with GN Bank as people have already started expressing interest.

On the whole, the training was very successful with all the objectives achieved.

ANNEX



Figure 7 Training of DAA staff and coordinators on financing scheme at Winneba



Figure 8 Demonstration on Ahotor stove by CEWEFIA team